

Important updates for IDEXX Histology services

The latest on enhanced histology services and report formatting changes coming 25 September 2023.

IDEXX pathology service provides you with the most accurate and timely biopsy results to allow you to make a confident diagnosis and treatment plan.


Comprehensive test menu for everyday cases and specialty services.

Test code	Test name
HIST1–HIST 8	Histology
HISTLARGE	Large/Whole Organ/Bone Specimens
HISTSK	Skin Profile
HISTLIV	Liver Profile
HISTGI	G.I. Tract Profile
HISTOC (small animals) and HISTOCL (large animals)	Histology Eye Examination


Enhancements to improve your histology reports.

- + NEW—Revised formatting to make your reports clearer and easier to read.
- + Important prognostic information for oncological cases will be pulled together under the INTERPRETATION heading of the report. This will include margin measurements (where applicable), mitotic count and whether vascular invasion is present.


In addition, VetConnect* PLUS offers many features to support you in your pathology result interpretations:



IDEXX pathologists have access to patient diagnostics in VetConnect PLUS to provide the most holistic and comprehensive reports.



Direct contact information is provided on every report to easily access your reading pathologist with questions.



Reports with images at no additional charge, exclusively on VetConnect PLUS, provide a more comprehensive report and help support client communication.

Changes to interim reporting.

- + Beginning 25 September 2023, we will no longer release interim reports on cases where decalcification is required. This will enable all relevant information to be presented to you in one comprehensive report. Cases requiring special staining will continue to be reported as normal.

Expanding our exceptional UK team of expert anatomic pathologists.

IDEXX pathologists are an extension of your clinical team, providing personalised support, guidance and expertise for all of your pathology needs. Enabled by innovative and cutting-edge digital technology, we have expanded our local expertise of IDEXX pathologists by adding support and collaboration from IDEXX pathology specialists around the globe. In addition to fast results, you will also benefit from their vast breadth and depth of expertise.

- + Please note: IDEXX Laboratories Wetherby is accredited to ISO 17025:2017 by the United Kingdom Accreditation Service (UKAS). Reporting of UK cases by North American pathologists will follow the same stringent requirements. The new service is currently under review by UKAS. The following comment highlighting this current status will be added to your result reports, while this process is underway.

'In 2024, the plan is histopathology reported by our North American Anatomic Pathologists will be included in the IDEXX Wetherby Schedule of Accreditation, issued by the United Kingdom Accreditation Service (UKAS).'

- + These steps will continue to enhance diagnostic service of ever-increasing quality for you, your clients and their pets.

OUR NETWORK

When you work with IDEXX Reference Laboratories, you can rely on the largest global network of pathologists to serve as an extension of your team. And with top-of-the-line technology, they deliver consistent, quality results on even your most challenging cases.

+ Faster results.

Our team is supported by digital pathology technology for faster results and instant collaboration between experts.

+ Areas of expertise.

Our experts are trained in veterinary pathology at leading universities, specialising in a wide array of special interests.

+ One-on-one guidance.

IDEXX pathology consultation services are complimentary for IDEXX customers. Contact the pathologist on your case directly by utilising the contact details provided on your VetConnect PLUS report.

To learn more, idexx.co.uk for more details and training resources.